



**INTERNATIONAL JOURNAL OF
PHARMACEUTICAL SCIENCES**
[ISSN: 0975-4725; CODEN(USA): IJPS00]
Journal Homepage: <https://www.ijpsjournal.com>



Review Article

A Review Article on Antimicrobial Resistance and Chemotherapeutics: Mechanisms, Clinical Interactions, and Emerging Therapeutic Strategies

Prajwal Kapse*, Priya Kale, Shivram Kedar, Shreyash Kadam, Aarti Kangude, Sharda Kulkarni

Krishnarao Bhegade Institute of Pharmaceutical Education & Research, Talegaon Dabhade, Pune, Maharashtra, India 410507

ARTICLE INFO

Published: 08 July 2026

Keywords:

Antimicrobial Resistance,
Multidrug Resistance,
Antimicrobial
Chemotherapy, Cancer
Chemotherapy, Microbiome,
Drug Resistance
Mechanisms, Phage
Therapy, Precision Medicine

DOI:

10.5281/zenodo.21267165

ABSTRACT

Antimicrobial resistance (AMR) has emerged as a major and rapidly growing global public health concern, threatening the effectiveness of antimicrobial chemotherapy and reversing decades of medical progress. The rising incidence of multidrug-resistant (MDR) pathogens is further intensified by the extensive use of chemotherapeutic agents in cancer management, which suppress immune function and alter the normal host microbiota. Together, these effects increase the risk of infections while facilitating the emergence and spread of resistant microorganisms. This review presents a comprehensive overview of the mechanisms underlying AMR, the pharmacological foundations of antimicrobial chemotherapy, and the complex two-way interaction between cancer chemotherapy and antimicrobial resistance. It also critically examines emerging therapeutic strategies, such as phage therapy, nanotechnology-based approaches, and CRISPR-mediated interventions. Furthermore, the review highlights the pressing need for integrated solutions that incorporate antimicrobial stewardship, precision medicine, and the development of novel therapeutic agents to effectively combat this complex and evolving challenge.

INTRODUCTION

Antimicrobial agents have transformed modern healthcare by providing effective treatment for infectious diseases, significantly lowering mortality rates, and supporting advanced medical interventions such as organ transplantation and cancer chemotherapy. Despite these achievements,

their therapeutic efficacy is increasingly threatened by antimicrobial resistance (AMR), a phenomenon in which microorganisms develop the ability to survive and multiply even in the presence of antimicrobial drugs.

Chemotherapeutic agents, especially those used in cancer treatment, are essential for controlling

*Corresponding Author: Prajwal Kapse

Address: Krishnarao Bhegade Institute of Pharmaceutical Education & Research, Talegaon Dabhade, Pune, Maharashtra

Email ✉: prajwalkapse09@gmail.com

Relevant conflicts of interest/financial disclosures: The authors declare that the research was conducted in the absence of any commercial or financial relationships that could be construed as a potential conflict of interest.



malignant diseases but often cause significant immunosuppression. This weakened immune state increases patients' susceptibility to opportunistic infections, leading to the frequent administration of antibiotics. As a result, a complex interaction develops between antimicrobial therapy and cancer chemotherapy, contributing to the emergence and spread of antimicrobial-resistant microorganisms.

The intersection of infectious disease pharmacotherapy and cancer treatment highlights the need for a thorough understanding of their interconnected mechanisms, interactions, and clinical consequences. Such knowledge is essential for improving therapeutic outcomes while minimizing the growing challenge of antimicrobial resistance.

2. Overview of Antimicrobial Resistance:



Figure No. 1: Mechanisms of Antimicrobial Resistance

Antimicrobial resistance is a naturally occurring evolutionary process; however, its rapid progression is largely influenced by human activities. It is generally classified into two main types: intrinsic resistance, in which microorganisms are inherently insusceptible to specific antimicrobial agents, and acquired resistance, which develops through genetic mutations or the horizontal transfer of resistance genes.

2.1 Drivers of AMR

The accelerated spread of antimicrobial resistance (AMR) is driven by several interrelated factors:

- **Inappropriate use of antibiotics:** Excessive prescribing, self-medication, and failure to complete prescribed treatment courses exert selective pressure that promotes the survival and proliferation of resistant microorganisms.

- **Agricultural practices:** The routine use of antibiotics as growth-promoting agents in livestock production plays a significant role in the development and dissemination of antimicrobial resistance.
- **Hospital settings:** Intensive antibiotic use, coupled with the presence of immunocompromised and critically ill patients, creates conditions that favor the emergence and transmission of hospital-acquired (nosocomial) infections caused by resistant pathogens.
- **Globalization and international travel:** The increased movement of people and goods across countries facilitates the rapid dissemination of antimicrobial-resistant organisms between regions and populations.

2.2 Clinical and Economic Impact



Antimicrobial resistance (AMR) is associated with extended hospitalizations, increased healthcare expenditures, and elevated mortality rates. Infections caused by resistant pathogens frequently necessitate the use of second- or third-line antimicrobial therapies, which are often more

costly and may be associated with a higher risk of adverse effects and toxicity.

3. Mechanisms of Antimicrobial Resistance (AMR):

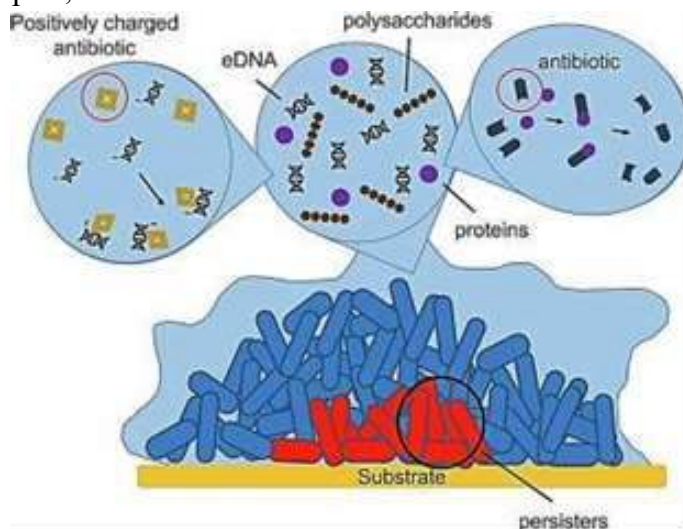


Figure No .2: Mechanism of Action of Antibiotics & Spectrum

Antimicrobial resistance develops through a range of complex genetic and biochemical adaptations that allow microorganisms to withstand exposure to antimicrobial agents that would normally be lethal. These resistance mechanisms often act in combination rather than independently, enabling pathogens to acquire multidrug-resistant (MDR) characteristics. The rapid emergence and spread of AMR are primarily driven by genetic mutations, horizontal gene transfer, and the selective pressure exerted by extensive antimicrobial use, particularly in healthcare and clinical settings.

Mechanisms:

Enzymatic inactivation of antibiotics (e.g., β -lactamases, carbapenemases)

- Overexpression of efflux pumps that remove antimicrobial drugs from bacterial cells

- Alteration of drug targets reducing the binding affinity of antimicrobial agents
- Reduced membrane permeability through altered porin channels
- Biofilm formation providing physical and metabolic protection

Detailed Insights:

- Resistance genes are often located on mobile genetic elements such as plasmids and transposons
- Co-resistance and cross-resistance are common due to gene clustering.
- Environmental reservoirs (soil, water, hospitals) act as AMR gene pools

4. Principles of Antimicrobial Chemotherapy:

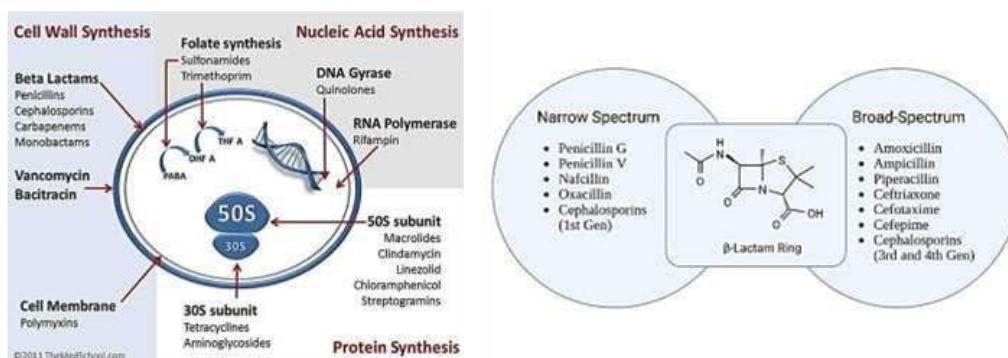


Figure No. 3: Mechanism of Action and Spectrum of Antimicrobial agents

Antimicrobial chemotherapy is founded on the principle of selective toxicity, in which drugs specifically target microbial structures or metabolic pathways that are either absent or substantially different in host cells. The success of antimicrobial therapy depends not only on the drug's mechanism of action but also on its pharmacokinetic and pharmacodynamic characteristics.

Principles:

- Selective toxicity → minimal host damage
- Therapeutic index → balance between efficacy and toxicity
- Spectrum of activity → broad vs narrow spectrum

Classification (Mechanism-Based):

- **Cell wall synthesis inhibitors** → β-lactams, glycopeptides
- **Protein synthesis inhibitors** → aminoglycosides, tetracyclines
- **Nucleic acid synthesis inhibitors** → fluoroquinolones
- **Metabolic pathway inhibitors** → sulfonamides

PK/PD Considerations: PK (ADME) determines the drug concentration at the site of infection, while PD determines the rate of microbial killing.

Key indices:

- Time > MIC (β-lactams)
- Peak/MIC (aminoglycosides)
- AUC/MIC (fluoroquinolones)

5. Cancer Chemotherapy and Its Impact on AMR:

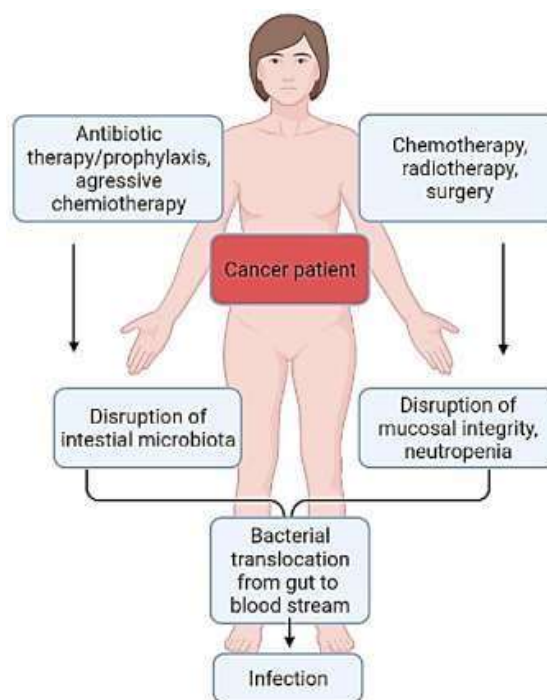


Figure No. 4: Impact of Cancer Chemotherapy on Infection Risk

Cancer chemotherapy significantly alters host physiology, indirectly contributing to accelerated antimicrobial resistance. The cytotoxic effects of chemotherapeutic agents extend beyond malignant cells, also affecting immune defenses and disrupting microbial ecosystems.

Major Effects:

- **Immunosuppression (Neutropenia):**

Reduced neutrophil count impairs innate immune response

Increased susceptibility to opportunistic infections

- **Microbiome Disruption:**

Loss of beneficial gut flora

Overgrowth of resistant pathogens

Altered metabolic and immune signalling

- **Increased Antibiotic Usage:**

Prophylactic antibiotic use in cancer patients

Repeated exposure → strong selective pressure

Clinical Implications:

- Higher incidence of multidrug-resistant (MDR) infections

- Increased hospitalization duration and mortality rates

- Reduced effectiveness of standard antibiotic therapies

6. Interaction Between Antibiotics and Chemotherapeutic Agents:

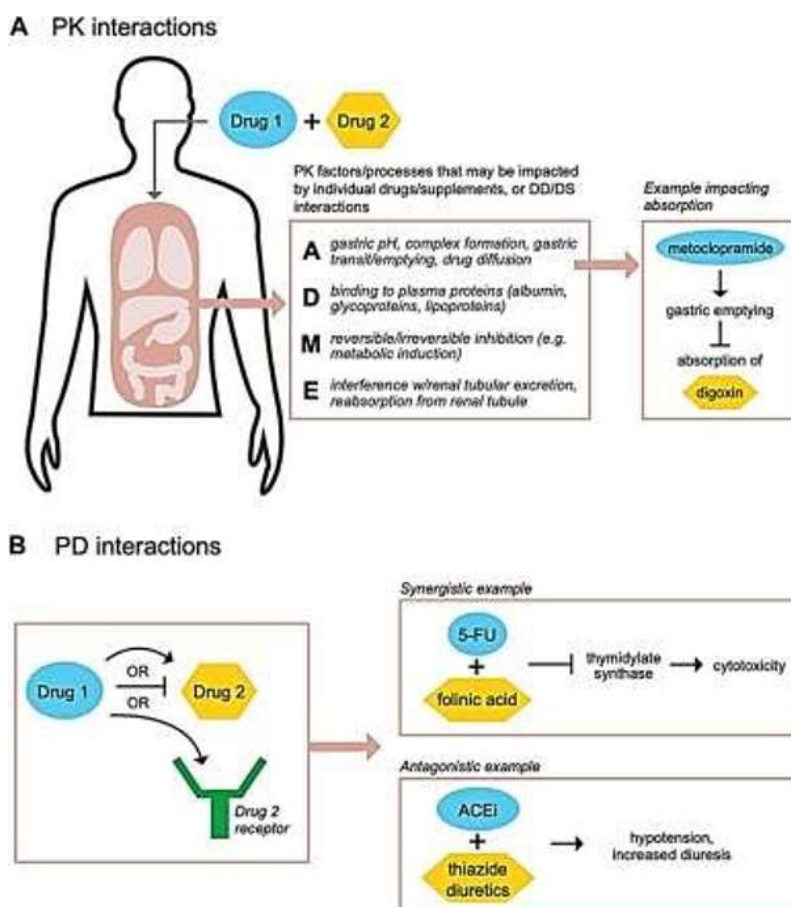


Figure No. 5: Drug Interaction (PK & PD) Mechanisms

The interaction between antimicrobial agents and chemotherapeutic drugs is highly complex, involving both pharmacokinetic and pharmacodynamic mechanisms. These interactions can significantly affect therapeutic outcomes as well as toxicity profiles.

Pharmacokinetic Interactions:

- Alteration of hepatic enzyme activity (CYP450)
- Changes in renal excretion rates
- Impact on drug bioavailability

Pharmacodynamic Interactions:

- Synergistic effects → enhanced antimicrobial activity
- Antagonistic effects → reduced therapeutic efficacy

Toxicity Concerns:

- Nephrotoxicity → aminoglycosides + cisplatin
- Hepatotoxicity → combined metabolic stress
- Bone marrow suppression → additive effects

7. AMR in Immunocompromised Patients:

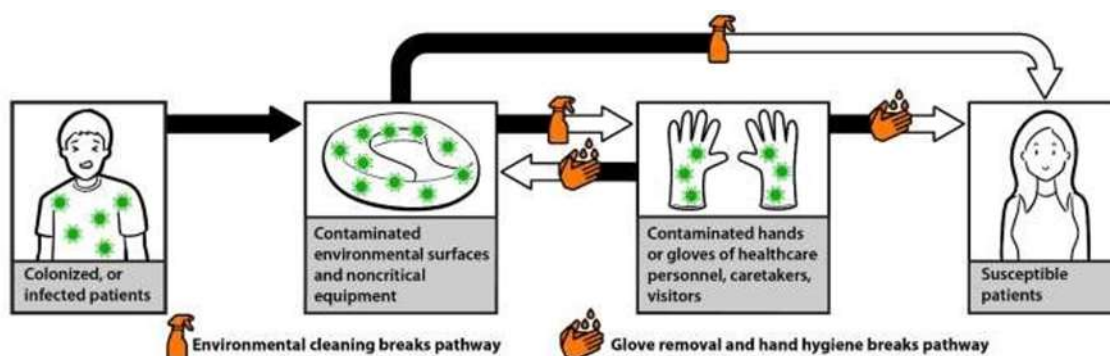


Figure No. 6: Transmission of Infection in Immunocompromised Patients

Immunocompromised individuals, especially cancer patients, face a significantly increased risk of infections caused by resistant pathogens. This risk is further amplified in hospital settings due to high levels of antibiotic exposure and increased pathogen density.

Common Pathogens:

- MRSA → altered penicillin-binding proteins
- VRE → vancomycin resistance genes (vanA, vanB)
- CRE → production of carbapenemases

- Increased mortality rates
- Prolonged hospital stays
- Limited therapeutic options

Risk Factors:

- Neutropenia
- Invasive procedures (catheters, ventilators)
- Repeated antibiotic exposure

8. Role of Microbiome in AMR and Chemotherapy:

Clinical Impact:

The human microbiome functions both as a protective barrier and as a reservoir of resistance genes. Disruption of this system plays a central role in the development and spread of antimicrobial resistance (AMR).

Functional Roles:

- Protection against pathogen colonization
- Immune system modulation

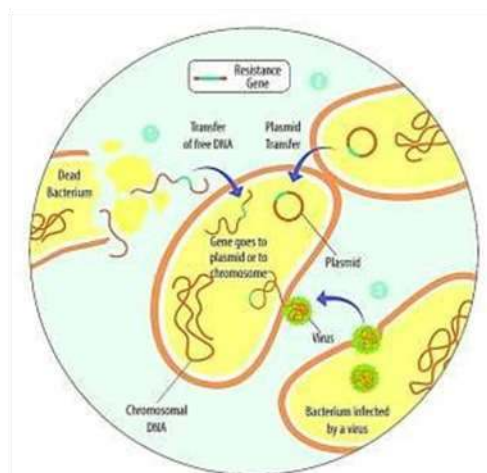
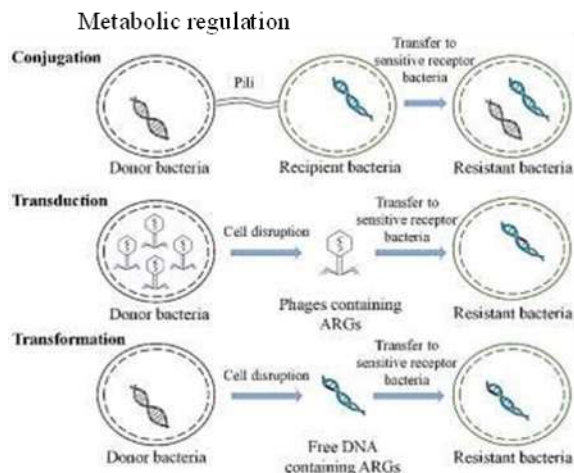


Figure No. 7: Horizontal Gene Transfer Mechanisms

Effects of Chemotherapy:

- Dysbiosis → imbalance in microbial populations
- Increased colonization by multidrug-resistant (MDR) organisms

- Enhanced gene exchange and spread of resistance

9. Current Therapeutic Strategies to Combat AMR:



Figure No. 8: Infection Prevention and Control Measures

Combating AMR requires a multifaceted approach integrating clinical practice, policy, and research.

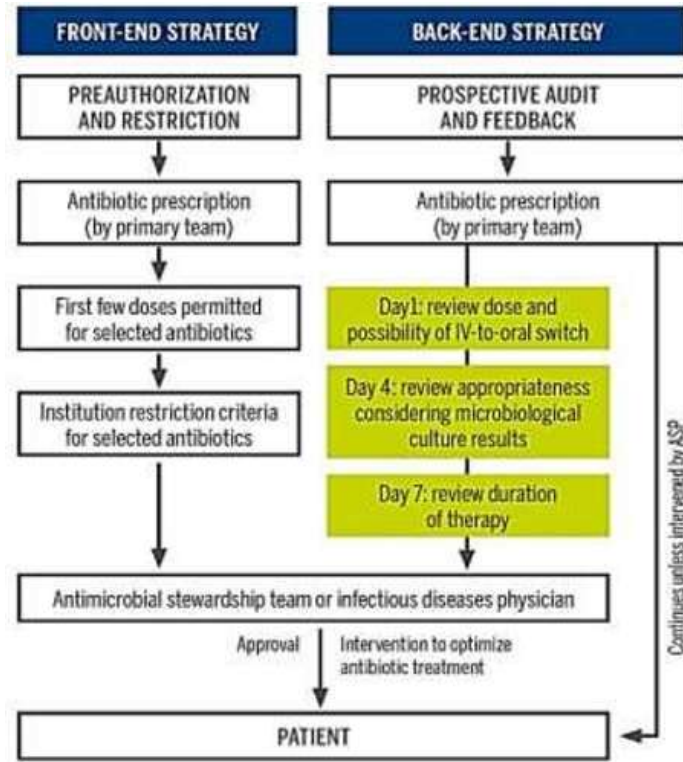


Figure No 9: Antibiotic Stewardship Program Workflow

Strategies:

- **Antibiotic Stewardship Programs (ASP):**

Optimize antibiotic use

Reduce unnecessary prescriptions

- **Infection Control:**

Hand hygiene

Isolation protocols

Sterilization procedures

10. Emerging Therapeutic Approaches:

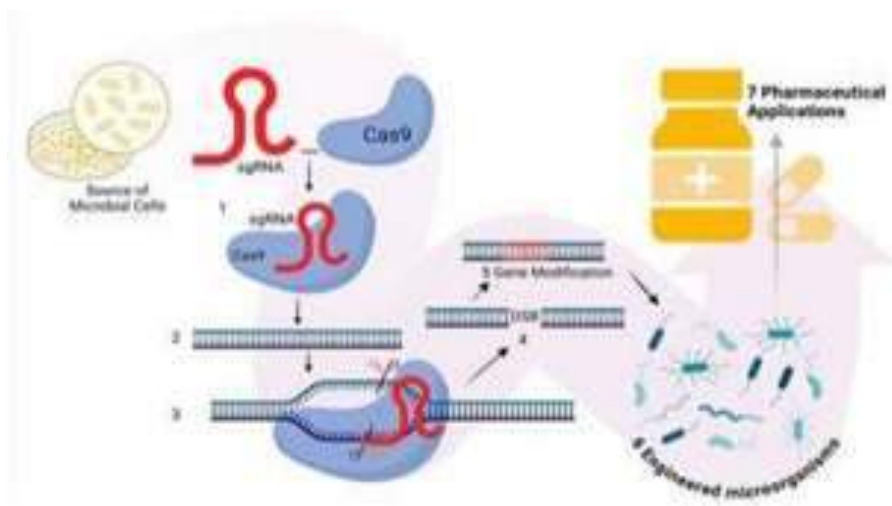


Figure No. 10: Antibiotic Stewardship Program Workflow

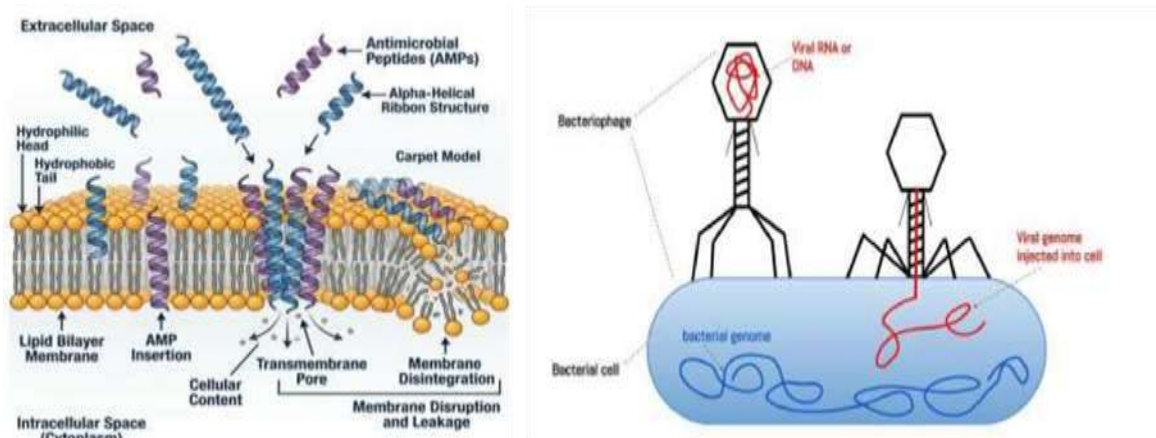


Figure No. 11: Emerging Therapies (CRISPER, Phage, AMPs)

Innovative strategies are being developed to overcome the limitations of traditional antibiotics.

Advanced Approaches:

- **Phage Therapy:**

Highly specific bacterial targeting

Minimal impact on microbiota

- **CRISPR-based Systems:**

Target and eliminate resistance genes

Precision antimicrobial approach

- **Nanotechnology:**

Targeted drug delivery

Improved bioavailability

- **Antimicrobial Peptides (AMPs):**

Broad-spectrum activity

Disrupt microbial membranes

11. Challenges in Managing AMR During Chemotherapy:

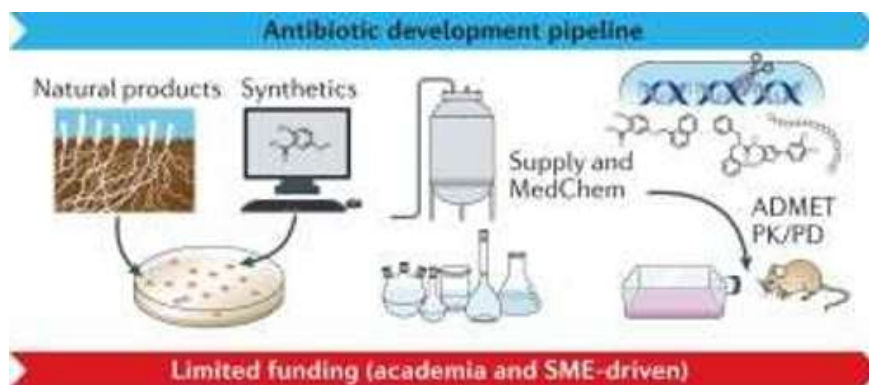


Figure No. 12: Antibiotic Development Pipeline Challenges

Despite advances, several challenges persist in managing AMR.

Major Challenges:

- Declining antibiotic development pipeline
- High cost of novel therapies
- Limited rapid diagnostic tools



- Increased toxicity in combined treatments

12. Future Perspectives:

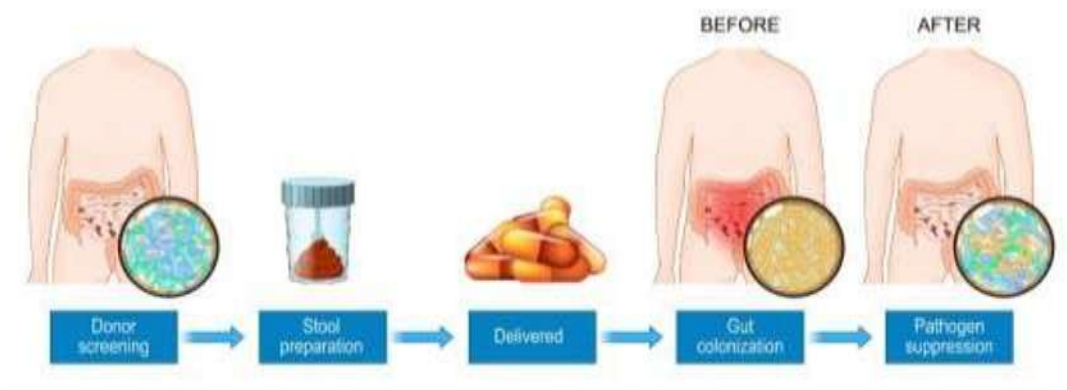


Figure No. 13: Microbiome Restoration (FMT Process)

The future management of antimicrobial resistance (AMR), particularly in relation to chemotherapeutic interventions, requires the integration of advanced technologies, systems biology, and global health governance. Traditional strategies based solely on antibiotic discovery are no longer adequate due to the rapid evolution of resistance. Instead, future approaches must focus on precision therapeutics, maintaining microbiome ecological balance, computational drug discovery, and coordinated international policy frameworks.

A clear paradigm shift is occurring from broad-spectrum empirical therapy toward targeted, data-driven interventions, in which treatments are customized based on individual patient profiles, pathogen genomics, and real-time resistance patterns. This integrated approach aims not only to effectively treat infections but also to reduce the emergence and spread of antimicrobial resistance.

12.1 Microbiome Engineering and Restoration

The human microbiome is increasingly recognized as a key regulator of immune function and resistance ecology. Future strategies aim to restore and modulate microbial communities to prevent colonization by resistant pathogens.

Emerging approaches include:

- Fecal Microbiota Transplantation (FMT) to restore gut microbial balance
- Probiotics and prebiotics to enhance beneficial microbial populations
- Engineered microbiota capable of suppressing resistance gene transfer

Chemotherapy-induced dysbiosis can be mitigated by:

- Reintroducing protective commensal species
- Reducing colonization by opportunistic pathogens
- Limiting horizontal gene transfer events

Clinical Significance:

- Prevention of recurrent infections (e.g., *Clostridioides difficile*)
- Reduction in multidrug-resistant (MDR) organism colonization
- Improved immune system recovery

Limitations:

- Safety concerns (risk of pathogen transfer)
- Regulatory challenges
- Variability in patient response

Strategic Implications:

To effectively address antimicrobial resistance (AMR) in the context of chemotherapeutics, a multidisciplinary and integrated strategy is required:

Clinical Level:

- Implementation of antibiotic stewardship programs
- Personalized antimicrobial therapy guided by diagnostics

Research Level:

- Development of novel therapeutics (phage therapy, CRISPR, nanotechnology)
- Investigation of microbiome-based interventions

Policy Level:

- Strengthening global surveillance systems
- Regulation of antibiotic use in healthcare and agriculture

CONCLUSION

Antimicrobial resistance (AMR) is one of the most urgent challenges in modern medicine, with major consequences for infectious disease control and the efficacy of chemotherapeutic interventions. This review emphasizes that AMR is not only a microbiological issue but also a complex, system-level problem shaped by the interaction of

microbial evolution, clinical practices, and pharmacological pressures. The combination of antimicrobial chemotherapy with cancer treatment further intensifies this problem, as chemotherapy-induced immunosuppression, disruption of the microbiome, and increased antibiotic exposure collectively promote the emergence and spread of resistant pathogens.

From a mechanistic standpoint, microorganisms utilize diverse strategies such as enzymatic drug inactivation, efflux pump activation, target modification, and biofilm formation to evade antimicrobial agents. These resistance mechanisms are frequently carried on mobile genetic elements, enabling their rapid spread across bacterial populations and environments. At the same time, the principles of antimicrobial chemotherapy—especially pharmacokinetics and pharmacodynamics—are essential in determining treatment outcomes, highlighting the need for rational and optimized drug use.

The clinical burden of AMR is especially severe in immunocompromised individuals, including cancer patients, where infections caused by multidrug-resistant organisms lead to increased morbidity, mortality, and healthcare costs. In addition, chemotherapy-associated disruption of the microbiome creates ecological conditions that favor resistant organisms and enhance horizontal gene transfer, further accelerating the AMR cycle.

- AMR is a complex and evolving global health crisis driven by genetic adaptability and selective pressure resulting from antimicrobial misuse.
- Chemotherapeutic interventions significantly contribute to AMR, mainly through immunosuppression, microbiome imbalance, and increased antibiotic exposure.



- Resistance mechanisms are multifactorial and often synergistic, making treatment increasingly challenging and limiting available therapeutic options.
- Pharmacological principles (PK/PD) are essential for optimizing antimicrobial therapy and reducing the development of resistance.
- Immunocompromised patients are disproportionately affected, emphasizing the need for targeted infection control strategies.
- MIC – Minimum Inhibitory Concentration
- AUC – Area Under the Curve
- Cmax – Maximum Drug Concentration
- ESBL – Extended Spectrum Beta-Lactamase
- MRSA – Methicillin-Resistant *Staphylococcus aureus*
- VRE – Vancomycin-Resistant Enterococci
- CRE – Carbapenem-Resistant Enterobacteriaceae
- ARGs – Antibiotic Resistance Genes
- CYP450 – Cytochrome P450 Enzyme System
- FMT – Fecal Microbiota Transplantation
- ASP – Antibiotic Stewardship Program
- CRISPR – Clustered Regularly Interspaced Short Palindromic Repeats
- Cas – CRISPR-associated Protein
- AMPs – Antimicrobial Peptides
- WHO – World Health Organization
- CDC – Centers for Disease Control and Prevention

FINAL PERSPECTIVE:

The future of antimicrobial therapy relies on transitioning from a reactive treatment model to a proactive, precision-based approach that integrates microbiology, pharmacology, and systems biology. Managing AMR in the era of advanced chemotherapeutics requires not only scientific innovation but also coordinated global action, sustainable healthcare practices, and ongoing monitoring of resistance patterns.

Ultimately, preserving the effectiveness of antimicrobial agents is essential for the success of modern medical procedures, including cancer chemotherapy, surgical interventions, and intensive care treatments. Without decisive and integrated efforts, there is a risk of entering a post-antibiotic era in which even minor infections may become life-threatening.

LIST OF ABBREVIATIONS

- AMR – Antimicrobial Resistance
- MDR – Multidrug Resistance / Multidrug-Resistant
- PK – Pharmacokinetics
- PD – Pharmacodynamics

REFERENCES

1. Blair, J. M. A., Webber, M. A., Baylay, A. J., Ogbolu, D. O., & Piddock, L. J. V. (2015). Molecular mechanisms of antibiotic resistance. *Nature Reviews Microbiology*, 13(1), 42–51.
2. Ventola, C. L. (2015). The antibiotic resistance crisis: Part 1: Causes and threats. *Pharmacy and Therapeutics*, 40(4), 277–283.



3. Davies, J., & Davies, D. (2010). Origins and evolution of antibiotic resistance. *Microbiology and Molecular Biology Reviews*, 74(3), 417–433.
4. Laxminarayan, R., Duse, A., Wattal, C., et al. (2013). Antibiotic resistance—the need for global solutions. *The Lancet Infectious Diseases*, 13(12), 1057–1098.
5. Tacconelli, E., Carrara, E., Savoldi, A., et al. (2018). Discovery, research, and development of new antibiotics. *The Lancet Infectious Diseases*, 18(3), 318–327.
6. Gudiol, C., Aguado, J. M., & Carratalà, J. (2016). Bloodstream infections in patients with cancer. *Clinical Microbiology Reviews*, 29(3), 709–735.
7. Rolston, K. V. I. (2017). Infections in cancer patients with solid tumors. *Infectious Disease Clinics of North America*, 31(3), 475–488.
8. Maschmeyer, G., & Haas, A. (2017). Management of infections in cancer patients. *European Journal of Cancer*, 74, 1–10.
9. Bikard, D., & Barrangou, R. (2017). Using CRISPR-Cas systems as antimicrobials. *Current Opinion in Microbiology*, 37, 155–160.

HOW TO CITE: Prajwal Kapse, Priya Kale, Shivram Kedar, Shreyash Kadam, Aarti Kangude, Sharda Kulkarni, A Review Article on Antimicrobial Resistance and Chemotherapeutics: Mechanisms, Clinical Interactions, and Emerging Therapeutic Strategies, *Int. J. of Pharm. Sci.*, 2026, Vol 4, Issue 7, 1795-1807. <https://doi.org/10.5281/zenodo.21267165>

